Partnership. With Guarantee.

3/2-Way valve with electric actuator
Series SE16, SE17



Design type	3/2-way poppet valve with electric actuator, automatic overload protection and End position shut-off
Connection	RP1/2" up to RP11/2" to ISO7/1 on request: NPT thread
Materials	Body Red brass CC491K1, Seat seal PTFE
Application range	gaseous and liquid media (also slightly contaminated) that do not attack the materials used
Viscosity of the medium	max. 600mm²/s (600cSt)
Medium temperature	-30...+200°C
Ambient temperature	-10...+60°C
Operating pressure	Vacuum up to 0,001bar absolute, see table
Mounting type	Installation in rigid piping system
Mounting position	any, except hanging downward

Electrical data:

Voltage type	AC and DC voltage
Standard voltage	see table "Motor data"
Electrical Connection	via cable gland M20x1,5 or rather M12x1,5
End position shut-off	via internal electronics
Duty cycle	100% Duty cycle (continuous operation)
Degree of protection	IP65 according to EN 60529 with properly installed cable entry (protection against dust ingress and splashing water)
Actuation	3-point control, (0)4...20mA or rather (0)2...10V
Special version	Control actuator with fail-safe position, 2-point control, other switching times
Accessories	Actuator heater, Limit switch, Position feedback, Feedback via potentiometer

+43 512 52076
austria@stasto.eu
© STASTO Automation KG

Kvs values [m^3/h Water]

Nominal size DN [mm]	P-B	P-A	P1-A	P2-A
15	5,5	5,3	5,7	5,3
20	7,4	8,7	7,3	9,5
25	12,3	12,5	12,6	14
32	24,4	20	25,5	21
40	26,6	23	30,3	23,3

Order code

		SE 16 - N 112 - R T E04 - 01
	Dividing function	16
Type	Mixing function	17
Connection type	none specification, if female thread ISO7/1	
	NPT thread	N
Connection	DN15-1/2"	12
	DN20-3/4"	34
	DN25-1"	10
	DN32-11/4"	114
	DN40-11/2"	112
Materials	Red brass (DN15 - DN50)	R
Seat seal	PTFE	T
Actuator	Control drive CA260C	EC6
	Control drive CA24C	EC7
	On-off actuator CA24	E04
	On-off actuator CA260	E05
Special version	described in the item text	01,02,03....

Dimensions

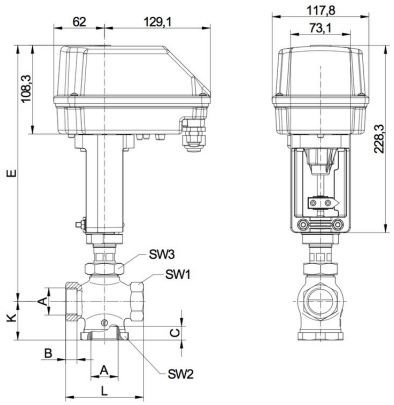

Connection A	Nominal size DN[mm]	max. Differential pressure [bar]	B	C	C	E	K	L	SW1	SW2	SW3	Stroke	Actuation time Open/Close [Sekunden]	Weight [approx. kg]
			RP	RP	NPT									
RP1/2	15	15	13	13,2	15	361	39	80	33	41	41	9	27	2,9
RP3/4	20	15	13	16,3	15	361	42	80	33	41	41	9	27	2,9
RP1	25	8	14	16,8	18	373	47	95	41	55	41	11	33	3,3
RP11/4	32	3	18	19	19	388	61	132	58	75	41	18,5	56	4,2
RP11/2	40	3	18	19	19	388	61	132	58	75	41	18,5	56	4,2

+43 512 52076
austria@stasto.eu

© STASTO Automation KG

Versions	
Dividing function	Mixing function
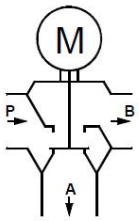	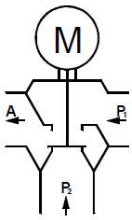

Motor data

Function	Rated voltage	Setpoint input	Burden [Ω]	Position feedback	external burden [Ω]	Limit switch	max. Switching capacity	Power [W]	Actuation time [s/mm]	Actuator type
Open/Close	24V AC/DC	3-point	-	optional available	-	optional available	250V AC/DC 1A	13	3	CA24
Open/Close	90-260V AC	3-point	-	optional available	-	optional available	250V AC/DC 1A	12	3	CA260
Control	24V AC/DC	(0)4-20mA (0)2-10V*	500 95k	(0)4-20mA (0)2-10V*	500 >5k	2x	24V AC/DC 200mA	13	2	CA24C
Control	90-260V AC	(0)4-20mA (0)2-10V'	500 95k	(0)4-20mA (0)2-10V*	500 >5k	2x	24V AC/DC 200mA	12	2	CA260C

*(0)2-10V (Switching via a switch on the PCB)

Electrical connection

On-off actuators

Actuator CA24

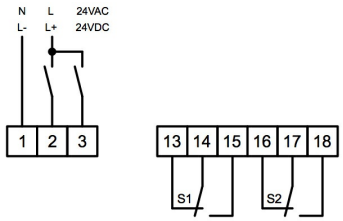

Actuator CA260

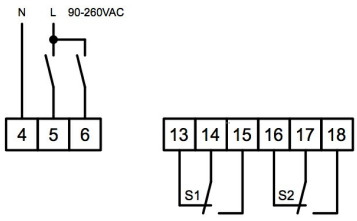

Control drives

Actuator CA24C

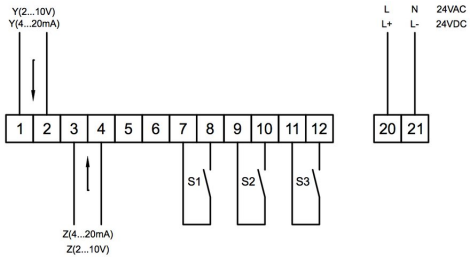

Actuator CA260C

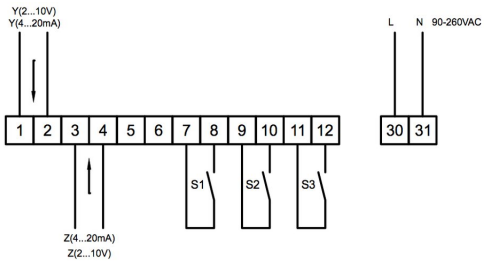

Position	Description	Note
S1	Bottom limit switch	Standard for control actuators - optional for open-close actuators
S2	Top limit switch	Standard for control actuators - optional for open-close actuators
S3	Fault message	Standard for control actuators - max. 0,2A/24V AC/DC
Y	Setpoint input	Standard 4-20mA 2-10V (Switching via a switch on the PCB)
Z	Position feedback	Standard 4-20mA 2-10V (Switching via a switch on the PCB)

+43 512 52076
austria@stasto.eu
© STASTO Automation KG