Hogedruk-draaikoppeling
Serie C-WH-RKDS



Basislichaam met moer en snijring



B4 -snijring



B3 -snijring

Constructie	Snijringkoppeling, met B3- of B4-snijring
Inschroefdraad	1/8...11/2"BSP, met elastische afdichting
Buitendiameter van de buis	22...42mm
Materiaal	Staal verzinkt
overeenkomstig Norm	EN ISO 8434-1 (DIN 2353)
Medium	neutrale vloeistoffen en gassen die de gebruikte materialen niet aantasten
Mediumtemperatuur	B3-snijring -35...+100°C B4-snijring NBR -35...+100°C (FKM op aanvraag)
Bedrijfsdruk	Nominale druk volgens tabel

Afmetingen

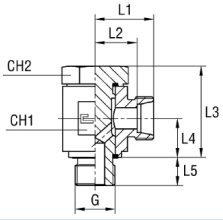

Basisbehuizing

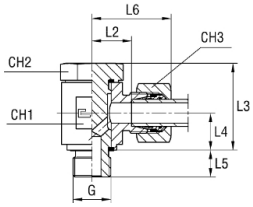

met B4-snijring

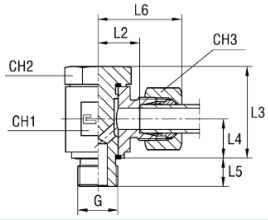

met B3-snijring

Serie	PN [bar]	Buisdiameter	G	L1	L2	L3	L4	L5	L6	CH1	CH2	CH3	Type Basisbehuizing	Type met B4-ring	Type met B3-ring
LL	100	4	1/8	18	14	24	10,5	8	24	17	17	10	C-WH04LLR1/8KDSX	-	C-WH04LLR1/8KDS
		6	1/8	18	12,5	24	10,5	8	24	17	17	12	C-WH06LLR1/8KDSX	-	C-WH06LLR1/8KDS
		8	1/8	19	13,5	24	10,5	8	25	17	17	14	C-WH08LLR1/8KDSX	-	C-WH08LLR1/8KDS
L	315	6	1/8	19	12	24	10,5	8	27	17	17	14	C-WH06LR1/8KDSX	C-WH06ZLR1/8KDS	C-WH06LR1/8KDS
		8	1/4	21,5	14,5	32	14	12	29,5	22	19	17	C-WH08LR1/4KDSX	C-WH08ZLR1/4KDS	C-WH08LR1/4KDS
		10	1/4	22,5	15,5	32	14	12	30,5	22	19	19	C-WH10LR1/4KDSX	C-WH10ZLR1/4KDS	C-WH10LR1/4KDS
		12	3/8	25	18	38,5	16,5	12	33	27	24	22	C-WH12LR3/8KDSX	C-WH12ZLR3/8KDS	C-WH12LR3/8KDS
		15	1/2	29	22	46,5	21,5	14	37	32	30	27	C-WH15LR1/2KDSX	C-WH15ZLR1/2KDS	C-WH15LR1/2KDS
		18	1/2	29	21,5	46,5	21,5	14	38	32	30	32	C-WH18LR1/2KDSX	C-WH18ZLR1/2KDS	C-WH18LR1/2KDS
	160	22	3/4	34	26,5	54	24	16	43	41	36	36	C-WH22LR3/4KDSX	C-WH22ZLR3/4KDS	C-WH22LR3/4KDS
		28	1	38,5	31	66,5	30,5	18	47,5	50	46	41	C-WH28LR1KDSX	C-WH28ZLR1KDS	C-WH28LR1KDS
		35	11/4	45,5	35	80	35,5	20	56,5	60	55	50	C-WH35LR11/4KDSX	C-WH35ZLR11/4KDS	C-WH35LR11/4KDS

+43 512 52076
austria@stasto.eu
© STASTO Automation KG

		42	11/2	50,5	39,5	90	40,5	22	62,5	70	60	60	C-WH42LR11/2KDSX	C-WH42ZLR11/2KDS	C-WH42LR11/2KDS

Afmetingen

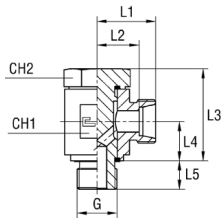

Basisbehuizing

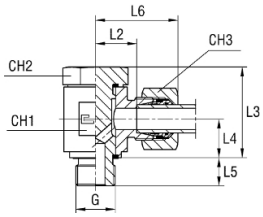

met B4-snijring

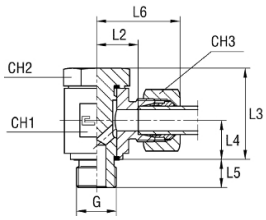

met B3-snijring

Serie	PN [bar]	Buisdiameter	G	L1	L2	L3	L4	L5	L6	CH1	CH2	CH3	Type Basisbehuizing	Type met B4-ring	Type met B3-ring
S	400	6	1/4	23,5	16,5	32	14	12	31,5	22	19	17	C-WH06SR1/4KDS71X	C-WH06ZSR1/4KDS71	C-WH06SR1/4KDS71
		8	1/4	23,5	16,5	32	14	12	31,5	22	19	19	C-WH08SR1/4KDS71X	C-WH08ZSR1/4KDS71	C-WH08SR1/4KDS71
		10	3/8	26	18,5	38,5	16,5	12	35	27	24	22	C-WH10SR3/8KDS71X	C-WH10ZSR3/8KDS71	C-WH10SR3/8KDS71
		12	3/8	26	18,5	38,5	16,5	12	35	27	24	24	C-WH12SR3/8KDS71X	C-WH12ZSR3/8KDS71	C-WH12SR3/8KDS71
	315	14	1/2	31	23	46,5	21,5	14	41	32	30	27	C-WH14SR1/2KDS71X	C-WH14ZSR1/2KDS71	C-WH14SR1/2KDS71
		16	1/2	31	22,5	46,5	21,5	14	41	32	30	30	C-WH16SR1/2KDS71X	C-WH16ZSR1/2KDS71	C-WH16SR1/2KDS71
	250	20	3/4	36	25,5	54	24	16	47	41	36	36	C-WH20SR3/4KDS71X	C-WH20ZSR3/4KDS71	C-WH20SR3/4KDS71
		25	1	42,5	30,5	66,5	30,5	18	54,5	50	46	46	C-WH25SR1KDS71X	C-WH25ZSR1KDS71	C-WH25SR1KDS71
		30	11/4	49,5	36	80	35,5	20	62,5	60	55	50	C-WH30SR11/4KDS71X	C-WH30ZSR11/4KDS71	C-WH30SR11/4KDS71
	220	38	11/2	56,5	40,5	90	40,5	22	71,5	70	60	60	C-WH38SR11/2KDS71X	C-WH38ZSR11/2KDS71	C-WH38SR11/2KDS71

Afbeeldingen niet bindend
Constructie-, maat- en materiaalwijzigingen voorbehouden

+43 512 52076
austria@stasto.eu
© STASTO Automation KG